





Michael's Madison Madness

Obey All Traffic Signs and Signals

Go Mileage	Description	Cumulative Mileage
0.0	➔  At stop sign, exit right from Ingles onto US 25/70	0.0
0.4	➔  At traffic light, turn right on Walnut Creek Rd	0.4
8.8	↑ Straight — onto Big Laurel Rd	9.2
5.0	↗ Bear right TRO Big Laurel Rd	14.2
5.4	➔  At stop sign, turn right on Old 23	19.6
0.1	← Turn left into Little Creek Cafe Enjoy lunch	19.7
0.0+	↻ Make u-turn to return the way you came on Big Laurel Rd	19.7+
0.1	← Turn left on Big Laurel Rd	19.8
4.0	← Turn left on Gravevine Rd Caution: Rough pavement ahead	23.8
2.0	↑ Straight — top of climb Caution: steep descent ahead with gravel in turns	25.8
		1

Go Mileage	Description	Cumulative Mileage
2.8	↑ Straight — road begins to level off with smooth pavement	28.6
3.2	↑ Straight — onto Petersburg Rd No sign — East Fork Rd on left	31.8
1.3	➔  At stop sign, turn right on NC 213	33.1
3.4	➔ turn right on US 25/70	36.5
1.1	➔ turn right into Ingles End of Ride TRO = To Remain On Total Ascent 3464'	37.6
		2

Go Mileage	Description	Cumulative Mileage
		3

Go Mileage	Description	Cumulative Mileage
		4

Michael's Madison Madness

